



STATE OF ARIZONA

JANICE K. BREWER
GOVERNOR

EXECUTIVE OFFICE

Office of Strategic Planning and Budgeting

Historical Enrollment

Last updated September 13, 2011

OSPB Monthly Update Report

Table of Contents

Monthly Enrollment Data FY 2009 - Current

K-12 Enrollment

University Enrollment

Community College Enrollment

Department of Economic Security - DD Title IV Enrollment

Child Care Enrollment

Cash Assistance Enrollment

Unemployment Insurance Initial Claims

Behaviorial Health Title IV Enrollment

AHCCCS Enrollment

Department of Corrections - Inmate Enrollment

Department of Juvenile Corrections - Committed Youth Enrollment

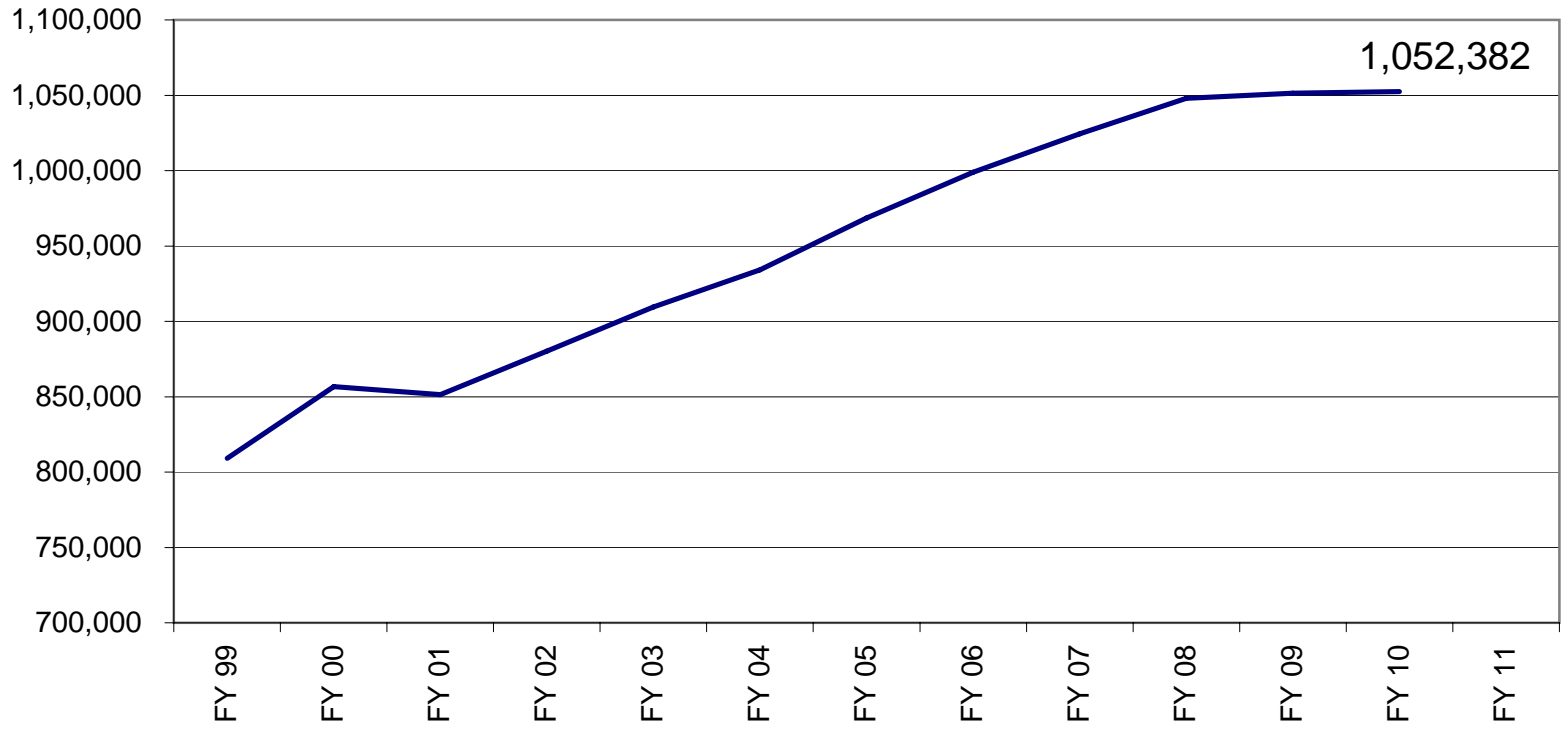
Enrollment Data

Note: CURRENT YEAR DATA WILL BE POSTED TO THE OSPB WEBSITE ON THE 15TH OF EACH MONTH

Month	DES				DHS	AHCCCS	DOC	DJC
	TXIX - DD Enrollment	Child Care Enrollment	TANF Cash Benefits Enrollment	UI Initial Claims	TXIX - BHS Enrollment	Medicaid Enrollment	Inmate Enrollment	Committed Youth Enrollment
FY 09	20,402	45,534	36,988	26,739	918,257	1,114,548	38,969	656
Aug	20,479	45,856	37,643	22,508	924,242	1,118,184	39,125	640
Sep	20,558	47,230	38,068	24,197	936,934	1,131,493	39,348	619
Oct	20,680	47,350	38,799	30,666	937,223	1,129,221	39,567	615
Nov	20,779	49,207	38,923	30,363	943,175	1,136,440	39,499	587
Dec	20,809	47,989	39,968	34,409	957,361	1,152,689	39,566	557
Jan	21,070	47,325	39,899	39,076	960,782	1,151,889	39,742	550
Feb	21,115	48,312	39,727	34,958	973,782	1,164,978	39,853	561
Mar	21,328	46,322	39,428	39,174	984,797	1,175,576	40,094	591
April	21,653	43,265	38,992	41,068	1,005,569	1,196,673	40,246	610
May	21,736	43,619	38,903	34,839	1,032,011	1,224,162	40,367	603
June	21,789	39,477	38,453	38,758	1,062,578	1,255,363	40,523	550
FY 10	22,008	36,952	39,328	38,827	1,084,863	1,275,109	40,623	512
Aug	22,104	37,135	39,841	32,747	1,113,374	1,301,816	40,637	499
Sep	22,159	35,285	40,436	30,654	1,140,318	1,327,201	40,718	486
Oct	22,201	34,178	41,138	31,279	1,156,794	1,329,652	40,766	493
Nov	22,295	33,818	40,379	28,764	1,179,645	1,354,741	40,729	493
Dec	22,355	33,012	40,418	28,567	1,192,831	1,367,147	40,581	482
Jan	22,413	31,492	38,376	31,536	1,194,126	1,361,947	40,503	441
Feb	22,496	31,572	37,316	23,411	1,202,970	1,362,524	40,380	407
Mar	22,602	32,118	36,618	27,064	1,205,888	1,357,436	40,568	413
April	22,701	31,913	37,778	31,806	1,210,473	1,356,424	40,687	423
May	22,800	31,937	34,970	27,535	1,218,077	1,359,451	40,611	409
June	22,897	30,807	33,514	30,999	1,224,720	1,362,585	40,535	389
FY 11	22,946	30,099	26,494	30,859	1,219,935	1,352,804	40,449	394
Aug	23,002	29,570	24,521	27,473	1,224,082	1,352,908	40,203	403
Sep	23,107	28,077	21,283	23,569	1,226,836	1,351,132	40,361	413
Oct	23,148	28,608	22,778	26,397	1,233,713	1,343,912	40,359	402
Nov	23,199	29,358	21,625	23,332	1,237,723	1,357,142	40,319	383
Dec	23,337	28,036	22,068	23,208	1,229,889	1,347,614	40,130	371
Jan	23,411	29,182	20,228	29,123	1,225,895	1,342,211	40,052	390
Feb	23,499	30,297	20,412	19,880	1,228,216	1,344,173	40,082	415
Mar	23,587	30,455	20,476	23,037	1,224,688	1,338,848	40,198	428
April	23,647	29,937	20,699	29,838	1,224,310	1,337,961	40,211	428
May	23,710	31,181	20,566	26,805	1,234,478	1,348,035	40,218	427
June	23,861	29,908	20,739	27,951	1,246,278	1,361,168	40,181	417
FY12	23,945		21,148	27,959		1,369,637	40,141	409
August							40,116	

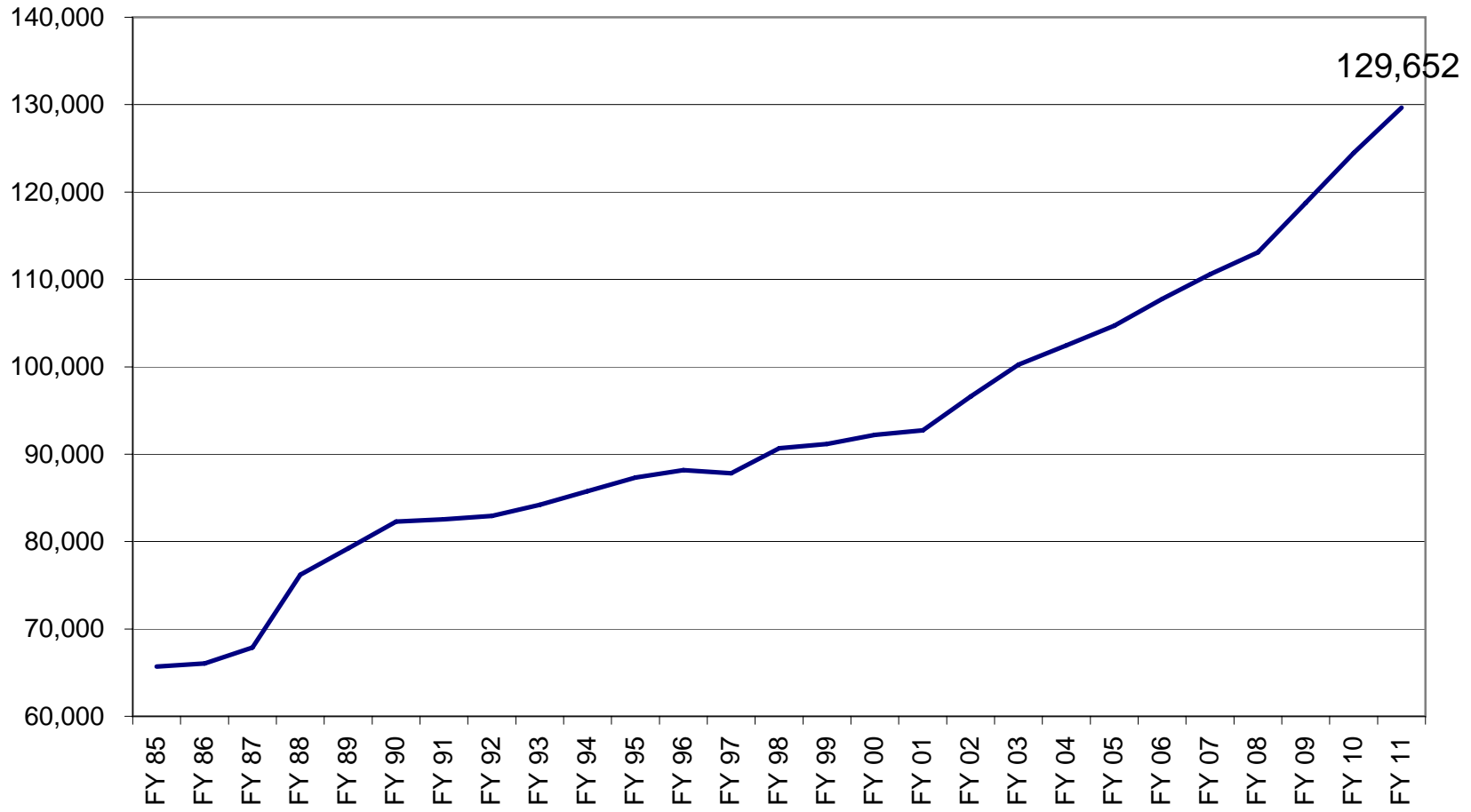
No new data available

K-12 Student Enrollment By Year

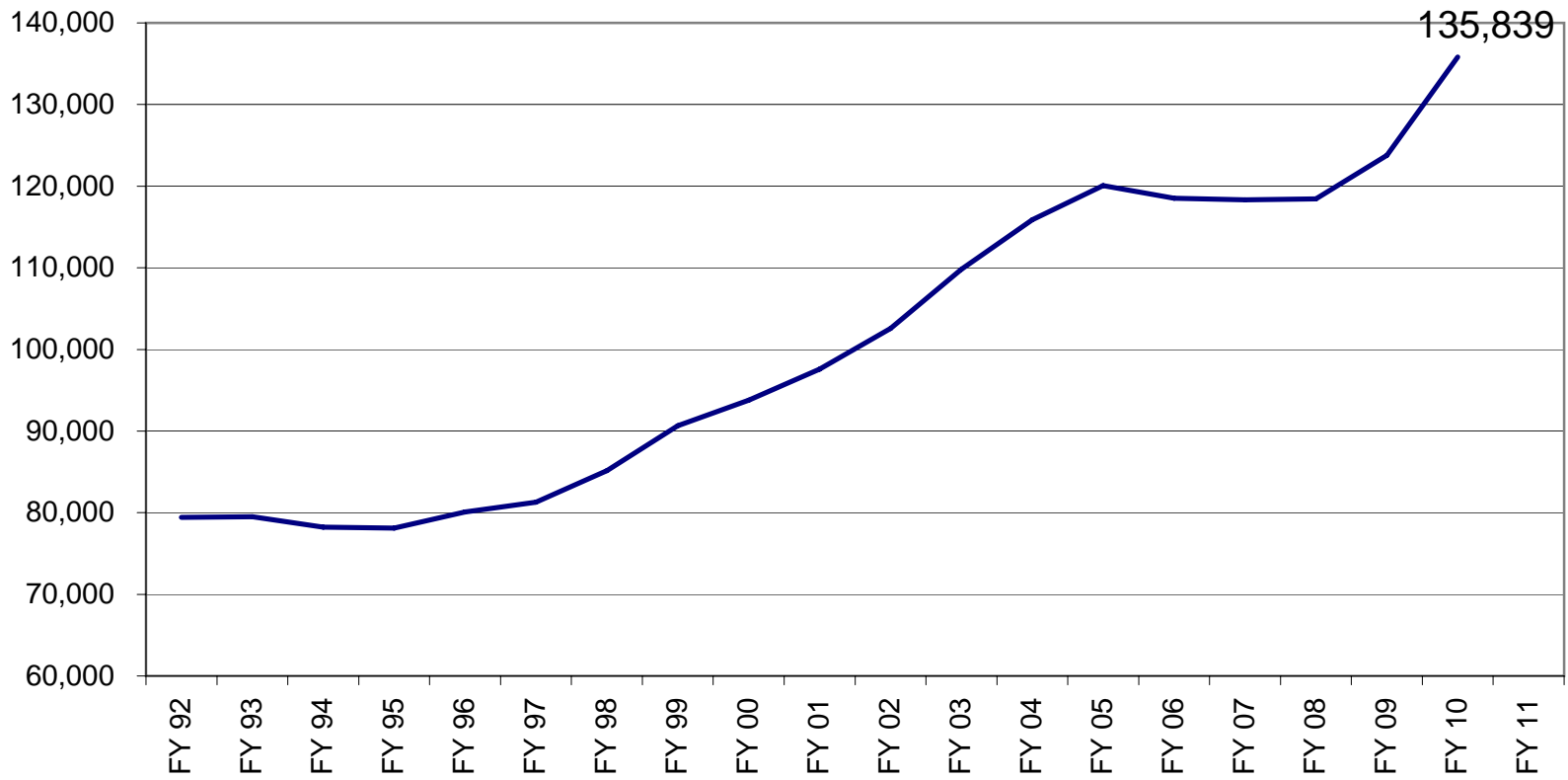


School Districts & Charter Schools 1st 100 Day Average Daily Membership Totals

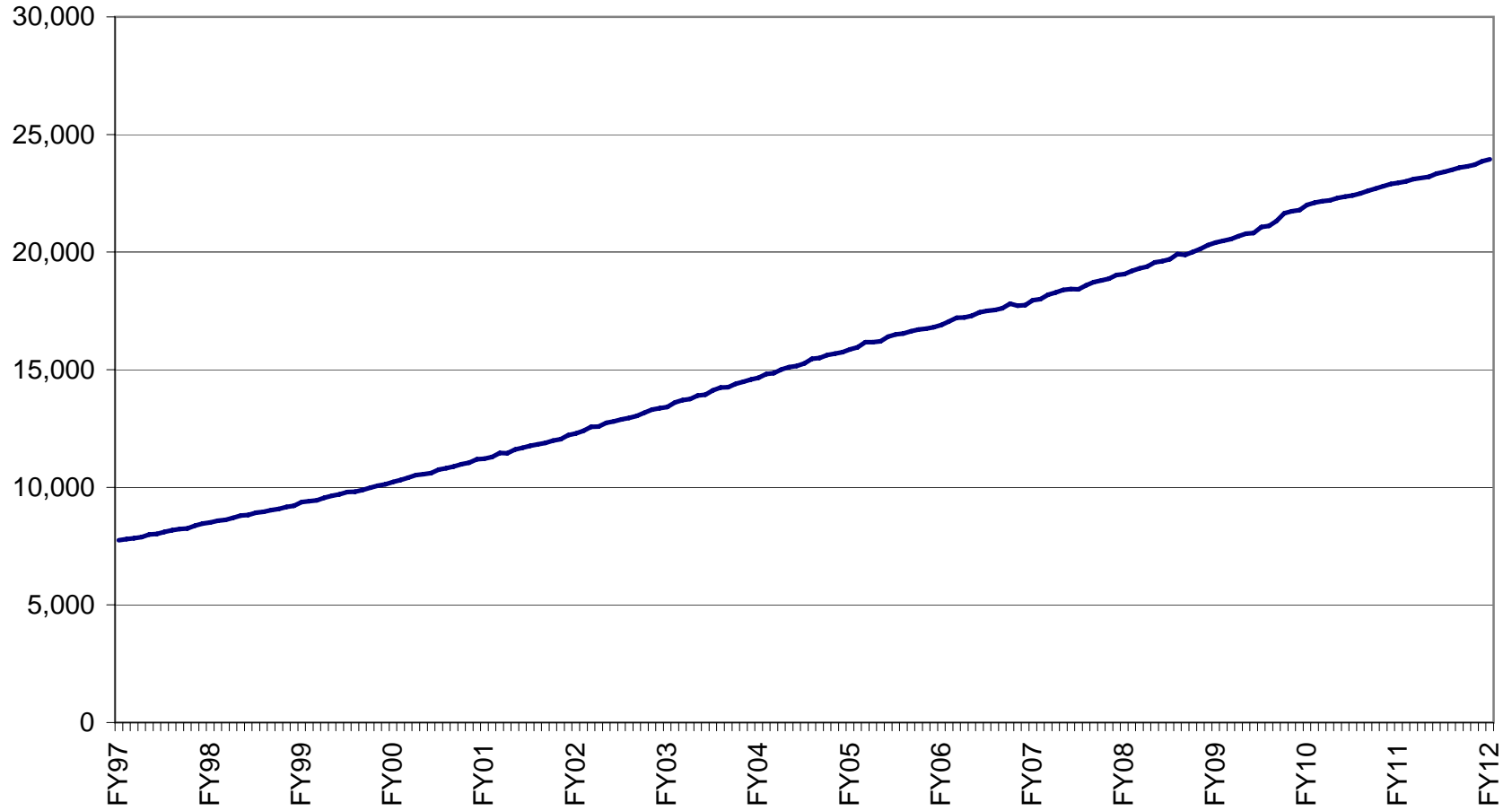
Universities - Student Enrollment By Year (F.T.E.)



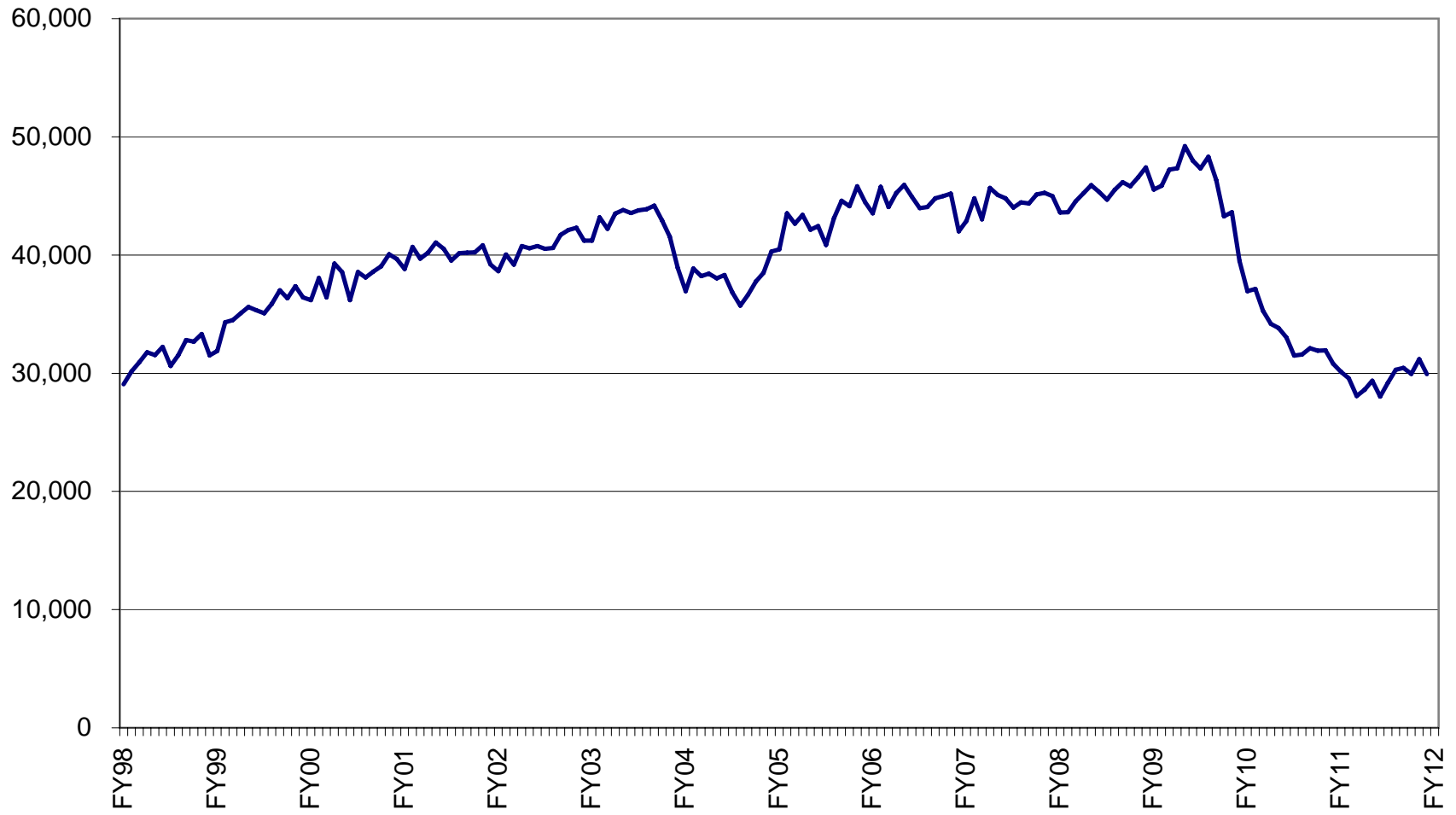
Community Colleges - Student Enrollment By Year



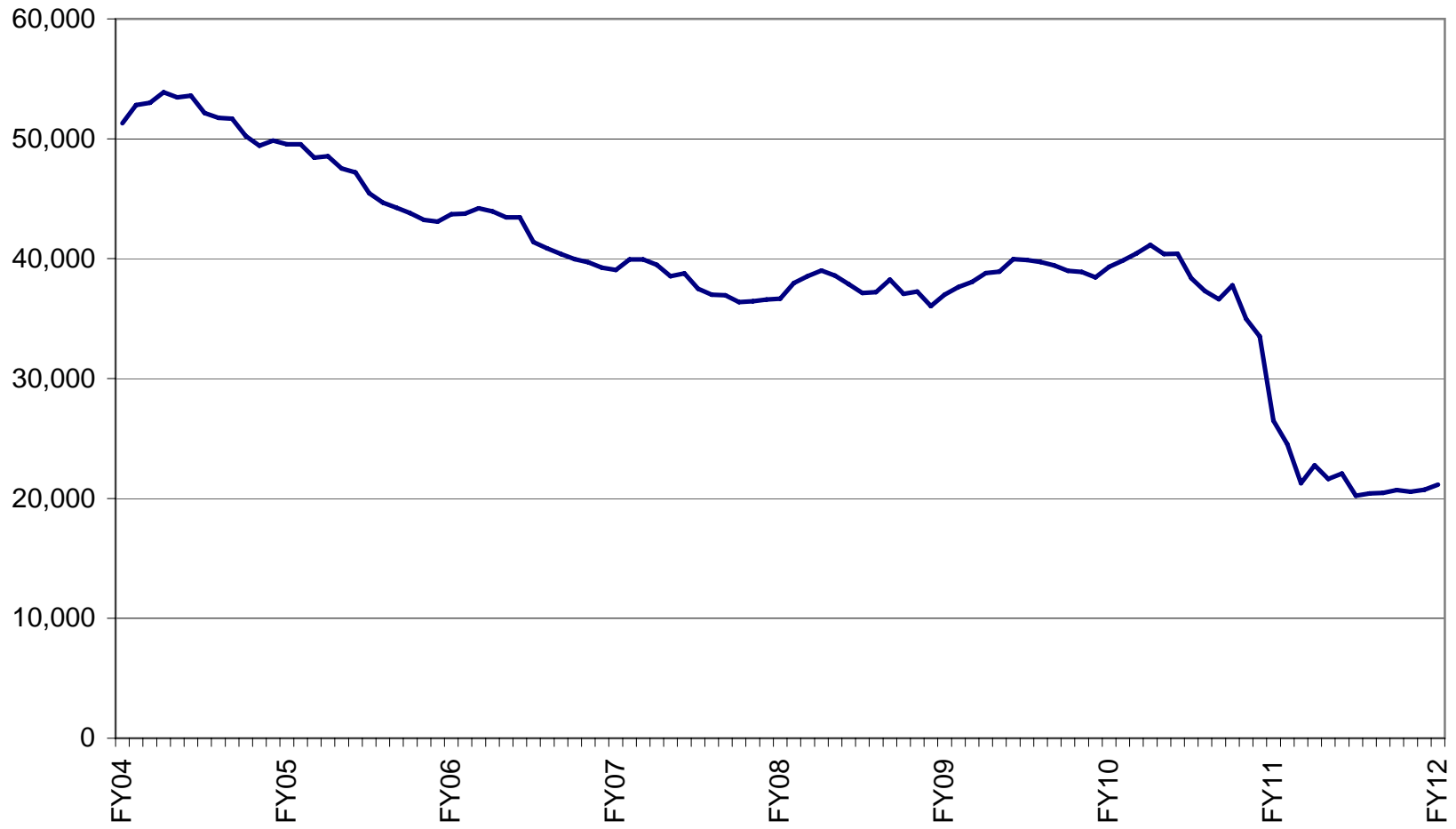
Department of Economic Security Historical TXIX - DD Enrollment



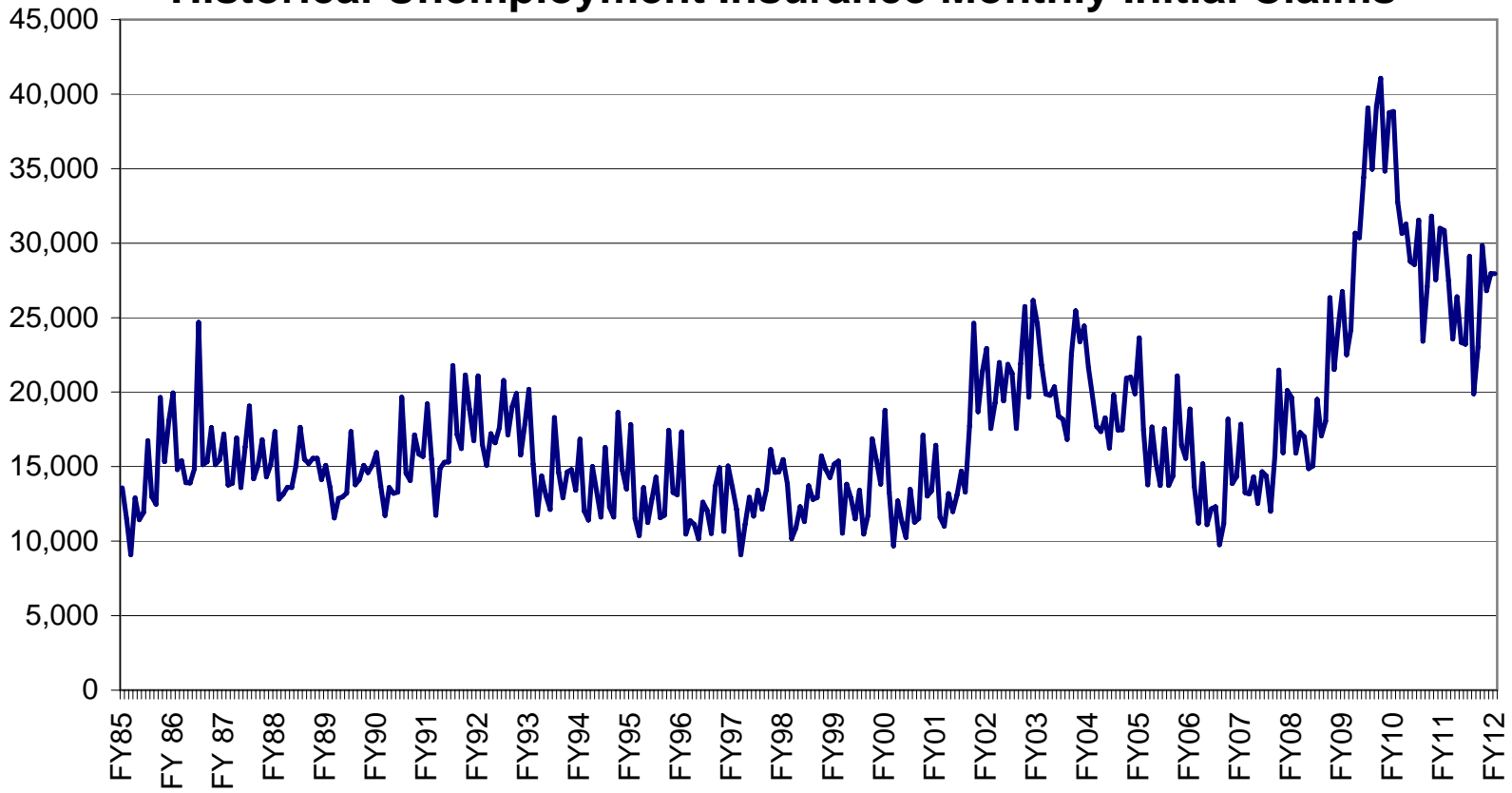
Department of Economic Security Historical Child Care Enrollment



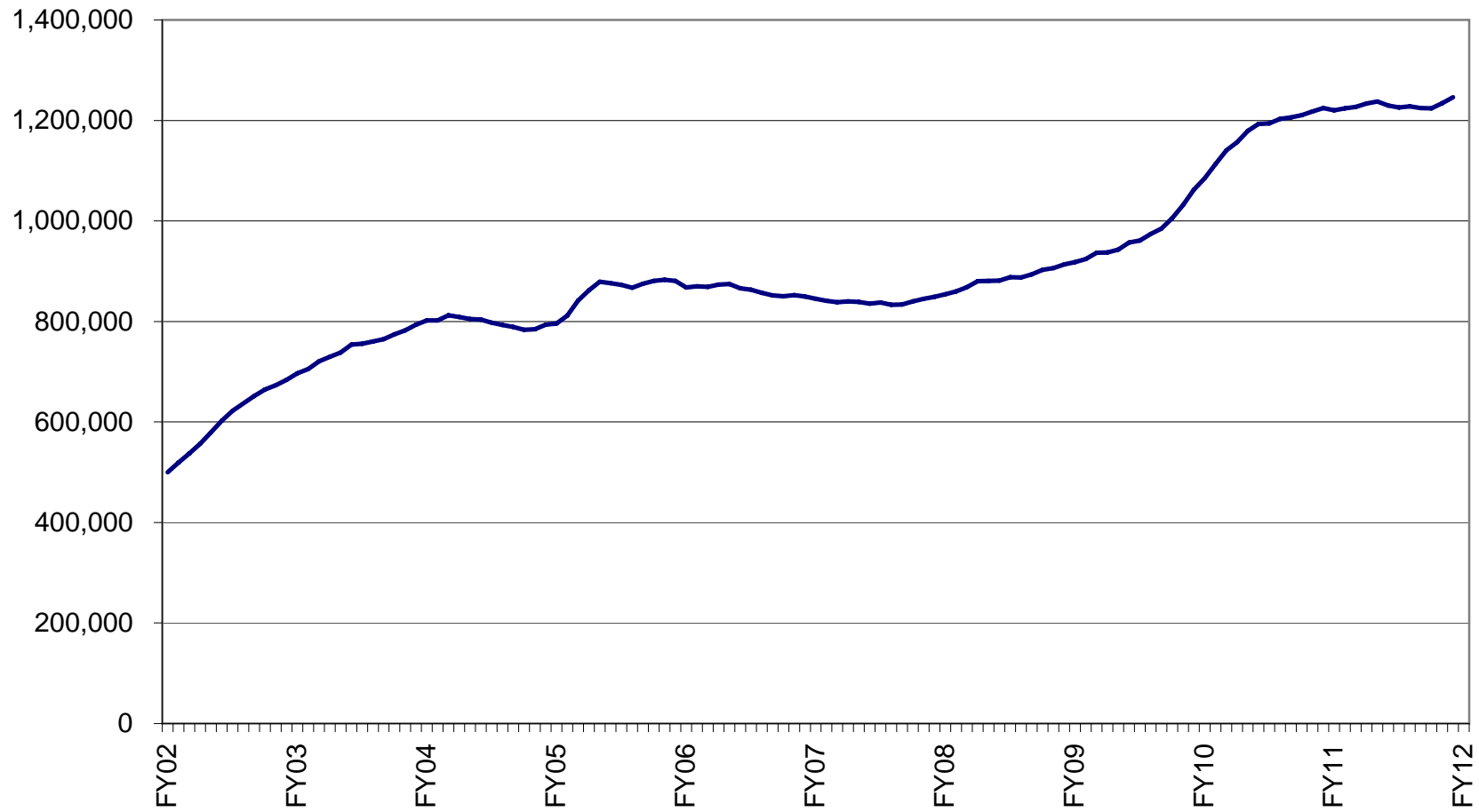
Department of Economic Security Historical Cash Assistance Enrollment



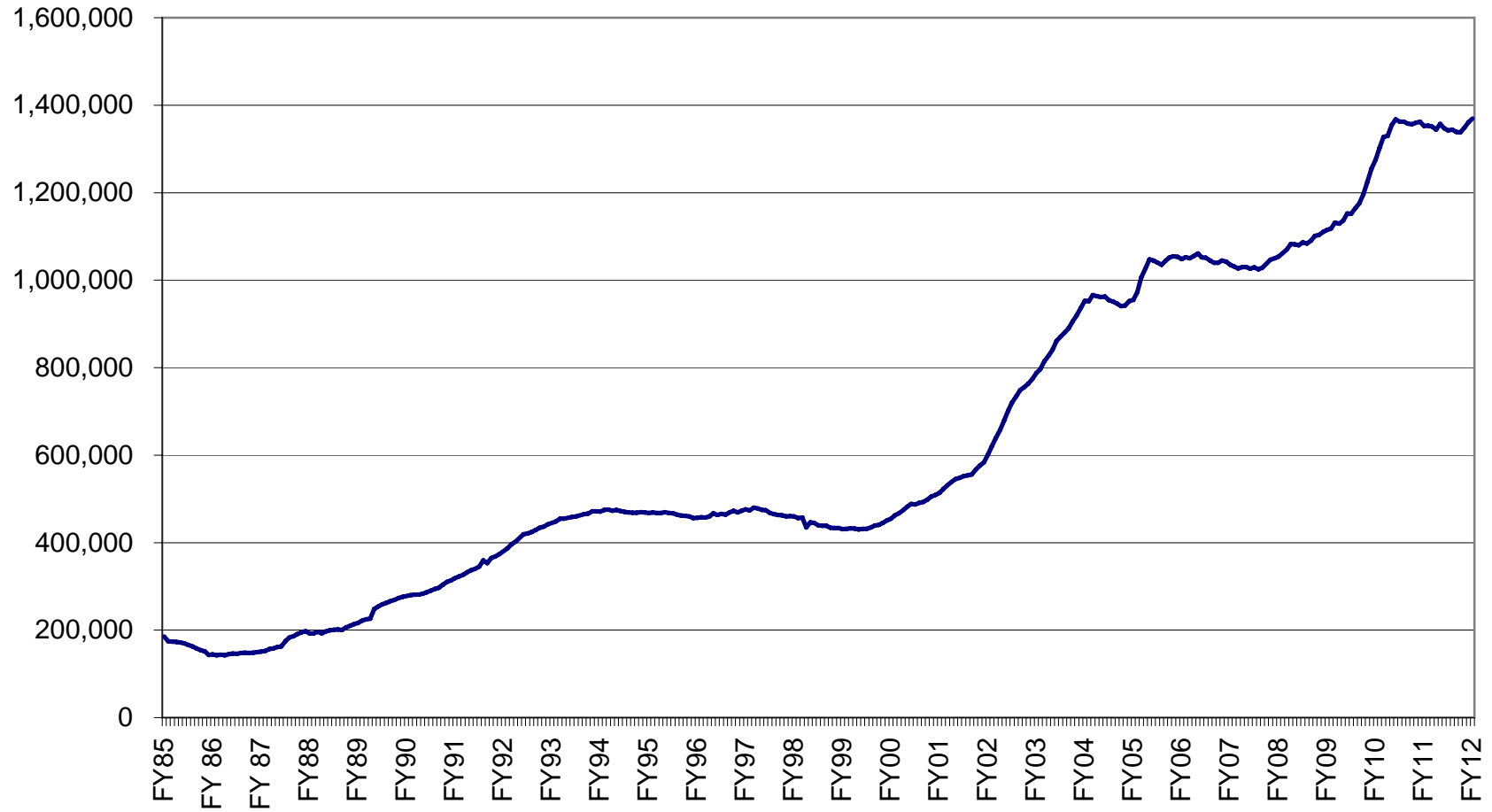
Department of Economic Security Historical Unemployment Insurance Monthly Initial Claims



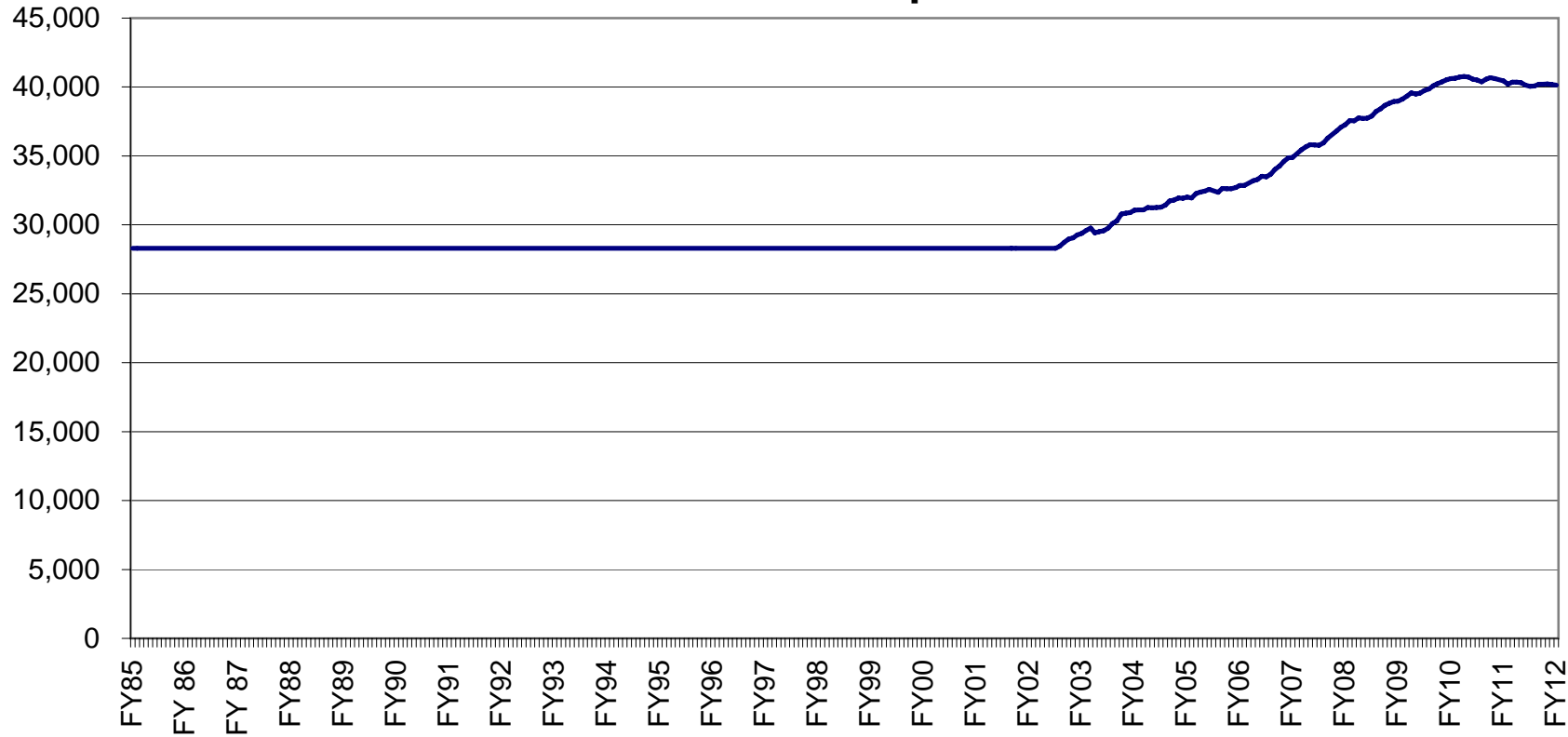
Department of Health Services Historical TXIX - BHS Enrollment



AHCCCS Historical Medicaid Enrollment



Department of Corrections Historical Inmate Population



Department of Juvenile Corrections Historical Committed Youth Population

